








Tribeca Oven Retail Bag Instruction Guide

	<p><u>Step 1:</u> Place product in bag</p>
	<p><u>Step 2:</u> Fold the top of the bag along the dotted line approximately 1/2" toward the front</p>
	<p><u>Step 3:</u> Locate label, peel off back</p>
	<p><u>Step 4:</u> Line up dots on back of bag and label, press down firmly</p>
	<p><u>Step 5:</u> Continue and fold over label to the front of bag, press down firmly to seal bag and keep freshness</p>